

Top STEM Jobs Below a BA



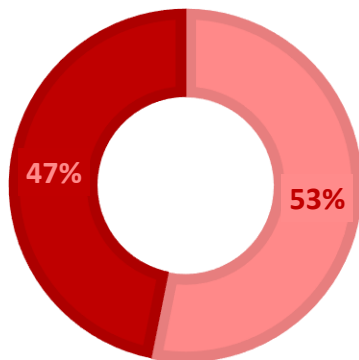
Nevada Governor's
Office of Science,
Innovation and
Technology

TOP STEM JOBS THAT DON'T REQUIRE A BA

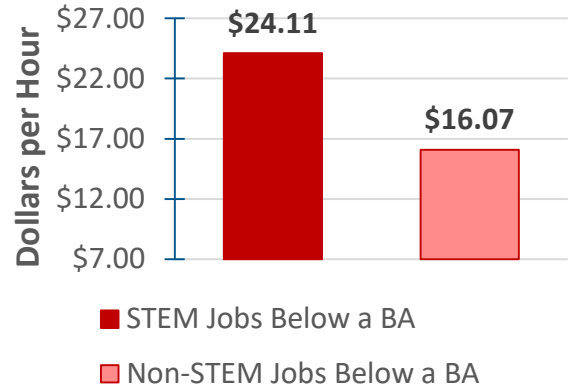
STEM Facts

LEVEL OF EDUCATION REQUIRED FOR STEM JOBS

- Percent of Jobs requiring a BA and Above
- Percent of Jobs requiring Below a BA




HOURLY WAGE COMPARISON




146,811
Total Number of STEM Jobs Below a BA in Nevada

19,815
Total Number of STEM Jobs Below a BA Below the National Average

STEM JOB GROWTH




Growth Rate Comparison*



STEM Job Growth: 23.2%

Non-STEM Growth: 18.2%

Annual STEM Job Openings**



17,578

New STEM Jobs in Nevada by 2026



31,627

*Projected 2018-2026

**Due to Growth and Replacements



STEM JOBS AND WORK-BASED LEARNING



71% of STEM jobs requiring less than a Bachelor's degree require some work-based learning*




***Examples of work-based learning include apprenticeships, internships, and on-the-job training.**

Find work-based learning opportunities at Nevada's Work-Based Learning Hub: www.lifeworksnv.org



Building Skills for
the New Nevada

PIPELINES TO STEM CAREERS

STEM Industry Sector	Jobs Below National Average	Average Wage	Sample Occupations
 COMPUTING	3,459	\$26.06	WEB DEVELOPER COMPUTER USER SUPPORT COMPUTER NETWORK SUPPORT
 HEALTHCARE	5,926	\$26.45	LICENSED PRACTICAL AND VOCATIONAL NURSES RADIOLOGIC TECHNOLOGISTS
 ENGINEERING	1,074	\$28.48	MECHANICAL AND INDUSTRIAL ENGINEERING TECHNICIANS MECHANICAL & ELECTRONICS DRAFTERS
 ADVANCED MANUFACTURING	10,578	\$23.71	CNC TOOL PROGRAMMERS INDUSTRIAL MACHINERY MECHANIC WELDER
 CONSTRUCTION & MINING	(2,578)	\$23.90	STRUCTURAL IRON AND STEEL WORKERS ELECTRICIANS PLUMBERS

PRIORITY STEM JOBS BELOW A BA

Occupation	Number of Jobs Below National Average	Average Hourly Earnings	Typical Entry-Level Education or Work-Based Learning Required
Licensed Practical Nurses	3,779	\$25.51	Postsecondary non-degree award
Machinists	2,718	\$19.72	Long-Term On-the-Job Training (OJT)
Computer User Support Specialists	2,265	\$24.42	Some college or Postsecondary non-degree award
Welders	1,655	\$22.67	Moderate OJT
Industrial Machinery Mechanics	1,530	\$28.28	Long-Term On-the-Job Training
Computer Network Support Specialists	797	\$31.13	Associate's Degree
Supervisors of Mechanics, Installers	744	\$33.14	Postsecondary non-degree award or 5 year's experience
HVAC Installers	701	\$24.72	Postsecondary non-degree award
Medical and Clinical Laboratory Technicians	586	\$22.29	Associate's Degree
Chemical Equipment Operators	550	\$23.57	Moderate OJT
Diesel Engine Specialists	546	\$25.88	Long-Term OJT
Tool and Die Makers	526	\$25.00	Long-Term OJT
Industrial Engineering Technicians	420	\$24.78	Associate's Degree
Web Developers	397	\$26.88	Associate's Degree
Radiologic Technologists	378	\$33.05	Associate's Degree



Source: OSIT analysis of data from the Governor’s Office of Economic Development (GOED), Emsi, and the Nevada Department of Employment, Training and Rehabilitation (DETR) Information Development and Processing Division, Research and Analysis Bureau Occupational Employment and Projections 2016-2026. Emsi occupation employment data are based on final Emsi industry data and final Emsi staffing patterns. Wage estimates are based on Occupational Employment Statistics (QCEW and Non-QCEW Employees classes of worker) and the American Community Survey (Self-Employed and Extended Proprietors). Occupational wage estimates also affected by county-level Emsi earnings by industry.

A complete listing of all STEM jobs in Nevada can be found at: <http://osit.nv.gov/Reports/Reports/>

OSIT would like to thank the GOED for its assistance in compiling this report.



Nevada Governor's
Office of Science,
Innovation and
Technology